

Projekt: - -

/ RD.WL.08

Projektdaten

Bezeichnung : -

Planinhalt : -

Plan Nr. : RD.WL.08

All total length of bar profiles outer dimension

S T A H L L I S T E Betonstahl: B500B

Pos.	Stk.	D	Länge	D10	D12	D14	D16	D20
1	16	16	4.64				74.24	
2	132	16	1.80				237.60	
3	134	12	1.60		214.40			
4	272	14	6.27			1705.44		
5	516	12	3.11		1604.76			
6	272	14	1.85			503.20		
7	184	16	0.75				138.00	
8	240	16	3.28				787.20	
9	256	12	6.27		1605.12			
10	256	12	1.85		473.60			
11	128	10	6.27	802.56				
12	128	10	1.85	236.80				
13	248	10	3.11	771.28				
14	130	10	1.82	236.60				
15	520	12	2.05		1066.00			
16	34	16	1.00				34.00	
17	20	20	6.13					122.60
18	86	10	2.76	237.36				
19	12	10	6.13	73.56				
20	20	14	3.24			64.80		
21	120	16	3.61				433.20	
22	134	12	3.44		460.96			
23	130	12	1.60		208.00			
24	34	16	0.74				25.16	
25	760	16	0.50				380.00	
26	260	10	1.85	481.00				
Gesamtlängen				2839.16	5632.84	2273.44	2109.40	122.60
kg / m				D10 0.617	D12 0.888	D14 1.208	D16 1.578	D20 2.466
kg / d				1751.762	5001.962	2746.315	3328.633	302.332

Gesamtgewicht (kg) 13131.004

Pos. Bemerkung:

7 sidra

24 sidra

25 sidra

Projekt: - -

/ RD.WL.08

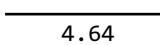
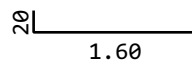
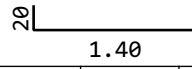
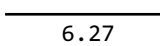
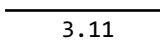
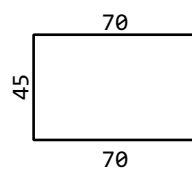
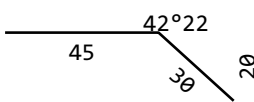
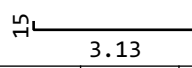
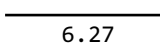
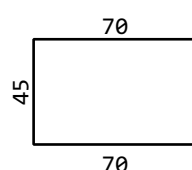
Projektdaten

Bezeichnung : -

Planinhalt : -

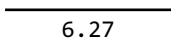
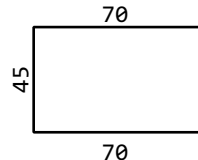
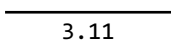
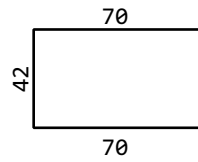
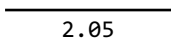
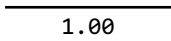
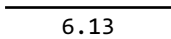
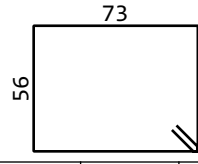
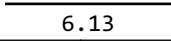


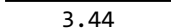
Plan Nr. : RD.WL.08

B I E G E L I S T E Betonstahl: B500B

Pos.	Stk.	R	Länge	dbr ds	Typ	Biegeform						Ges.L	Gewicht kg
						A	B	C	D	E	H		
1	16	16	4.64	4	A1	4.64						74.24	117.151
													
2	132	16	1.80	4	A2	0.20	1.60					237.60	374.933
													
3	134	12	1.60	4	A2	0.20	1.40					214.40	190.387
													
4	272	14	6.27	4	A1	6.27						1705.44	2060.171
													
5	516	12	3.11	4	A1	3.11						1604.76	1425.027
													
6	272	14	1.85	4	A3	0.70	0.45	0.70				503.20	607.866
													
7	184	16	0.75	4	C1	0.45	0.22	0.20				138.00	217.764
						 Bemerkung: sidra							
8	240	16	3.28	4	A2	0.15	3.13					787.20	1242.202
													
9	256	12	6.27	4	A1	6.27						1605.12	1425.347
													
10	256	12	1.85	4	A3	0.70	0.45	0.70				473.60	420.557
													

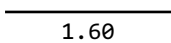
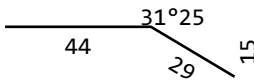
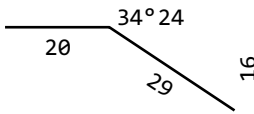
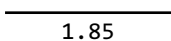
Projekt: - -

/ RD.WL.08

B I E G E L I S T E Betonstahl: B500B													
Pos.	Stk.	R̄	Länge	dbr ds	Typ	Biegeform						Ges. L	Gewicht kg
						A	B	C	D	E	H		
11	128	10	6.27	4	A1	6.27						802.56	495.180
													
12	128	10	1.85	4	A3	0.70	0.45	0.70				236.80	146.106
													
13	248	10	3.11	4	A1	3.11						771.28	475.880
													
14	130	10	1.82	4	A3	0.70	0.42	0.70				236.60	145.982
													
15	520	12	2.05	4	A1	2.05						1066.00	946.608
													
16	34	16	1.00	4	A1	1.00						34.00	53.652
													
17	20	20	6.13	7	A1	6.13						122.60	302.332
													
18	86	10	2.76	4	B1	0.56	0.73				0.09 0.09	237.36	146.451
													
19	12	10	6.13	4	A1	6.13						73.56	45.387
													
20	20	14	3.24	4	A2	0.15	3.09					64.80	78.278
													
21	120	16	3.61	4	A2	0.15	3.46					433.20	683.590
													
22	134	12	3.44	4	A1	3.44						460.96	409.332
													

Projekt: - -

/ RD.WL.08

B I E G E L I S T E Betonstahl: B500B													
Pos.	Stk.	Ř	Länge	dbr ds	Typ	Biegeform						Ges.L	Gewicht kg
						A	B	C	D	E	H		
23	130	12	1.60	4	A1	1.60						208.00	184.704
													
24	34	16	0.74	4	C1	0.44	0.25	0.15				25.16	39.702
													
						Bemerkung: sidra							
25	760	16	0.50	4	C1	0.20	0.24	0.16				380.00	599.640
													
						Bemerkung: sidra							
26	260	10	1.85	4	A1	1.85						481.00	296.777
													

Gesamtgewicht (kg) 13131.004